


# PlanSign paperflex med ny rudelås

Afmontering/åbning af rude i PlanSign paperflex A5, A6, A4P, A4L, A3P




PlanSign paperflex monteret med ny rudelås




En flad genstand skal anvendes til at løfte låsen op, f.eks. linial el. tommestok




Ved låst skilt, er palen nede



Aktivér låsen og tryk opad for åbning



Ruden er nu fri, så print kan skiftes



Skilt og lås kan adskilles, hvis der er behov for det